

Classwork... Graphing Linear Equations using X/Y Tables

Part 1: Tell whether the ordered pair is a solution of the equation. Just substitute the given x and y to see if the equation “works”. Write “solution” if it works and “not a solution” if it doesn’t.

1) $y = 4x + 2$; (2, 10)

2) $2x + y = 5$; (7, 5)

3) $y = 6 - x$; (-3, 3)

4) $x + 8y = 2$; (10, -1)

5) $y = 6x + 7$; (2, 21)

6) $3x - y = 26$; (6, -8)

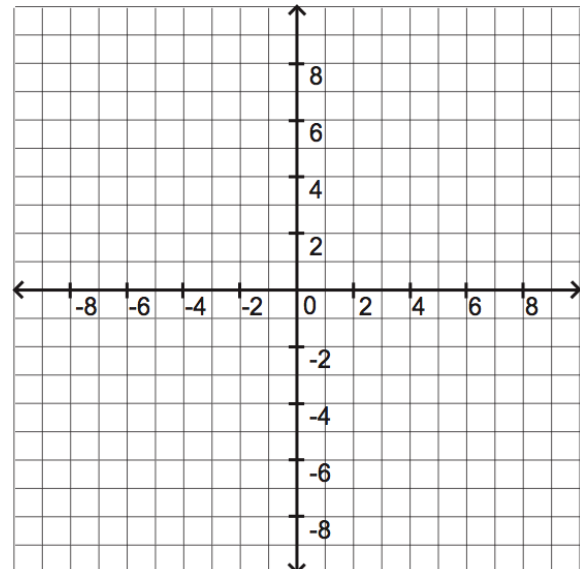
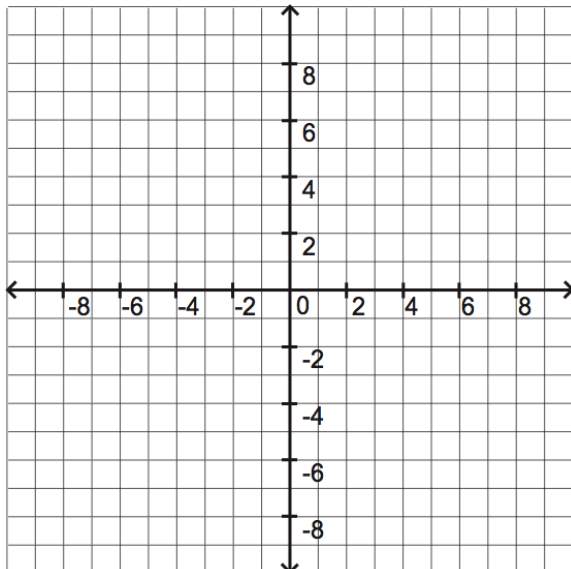
Part 2: Graph the linear equations using a table of values.

7) $y = x + 2$

x	$x + 2$	y	(x, y)
7			
4			
0			

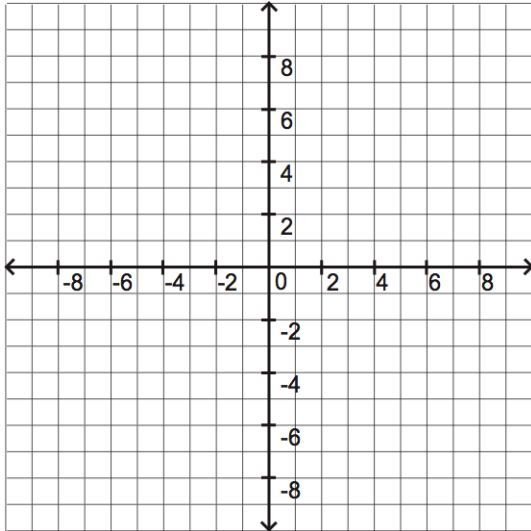
8) $y = x - 3$

x	$x - 3$	y	(x, y)
3			
1			
-2			



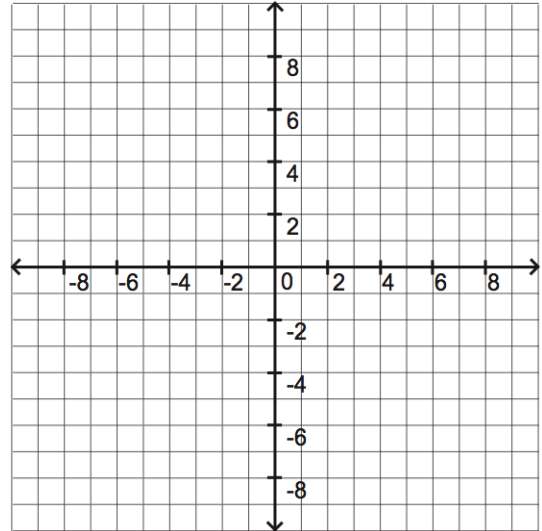
9) $y = 2x - 1$

x	$2x - 1$	y	(x, y)
5			
2			
0			



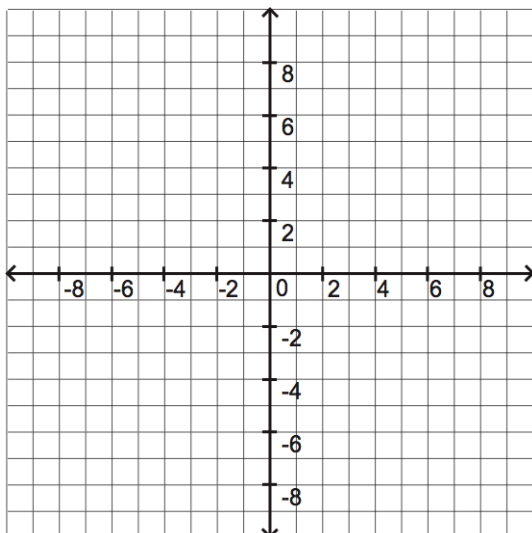
10) $y = 3x - 7$

x	$3x - 7$	y	(x, y)
4			
1			
0			



11) $y = -4x + 8$

x	$-4x + 8$	y	(x, y)
4			
2			
1			



12) $y = 7 - 2x$

x	$7 - 2x$	y	(x, y)
7			
5			
3			

