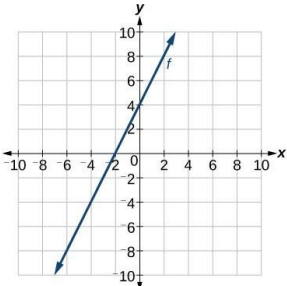


For each graph of a function, state the domain, range, the x-intercept(s), and the intervals on which the function is positive or negative and increasing or decreasing.

1.



Domain: _____

Range: _____

x-int(s): _____

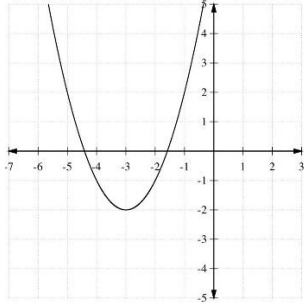
Positive: _____

Negative: _____

Increasing: _____

Decreasing: _____

2.



Domain: _____

Range: _____

x-int(s): _____

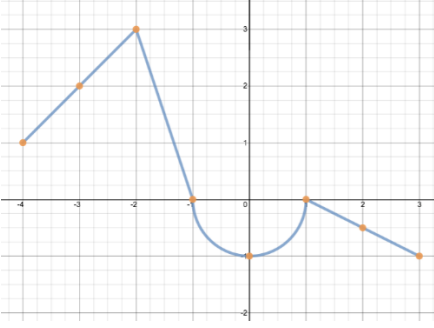
Positive: _____

Negative: _____

Increasing: _____

Decreasing: _____

3.



Domain: _____

Range: _____

x-int(s): _____

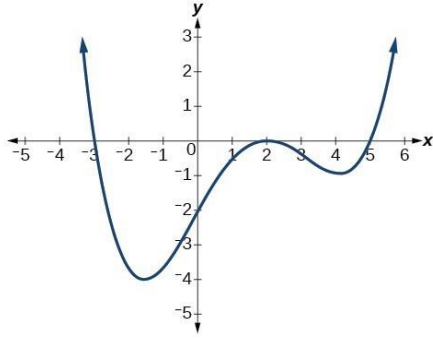
Positive: _____

Negative: _____

Increasing: _____

Decreasing: _____

4.



Domain: _____

Range: _____

x-int(s): _____

Positive: _____

Negative: _____

Increasing: _____

Decreasing: _____