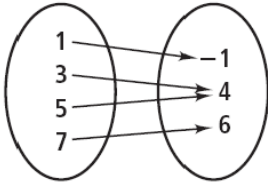
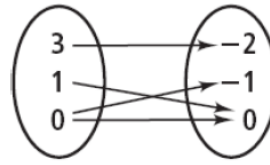


Domain, Range, Functions, Vertical Line Test

State the domain, range, and whether or not the representation is a function.



DOMAIN: RANGE: FUNCTION
Yes/No



DOMAIN: RANGE: FUNCTION
Yes/No

Tell whether each table represents a function.

a.

| Input | Output |
|-------|--------|
| 1 | 4 |
| 2 | 3 |
| 3 | 4 |
| 4 | 3 |

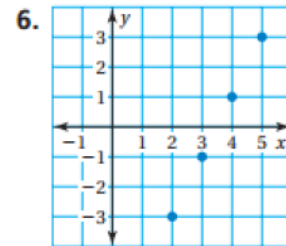
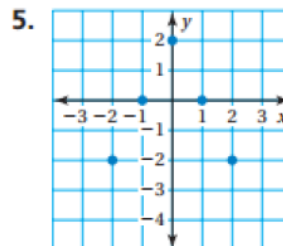
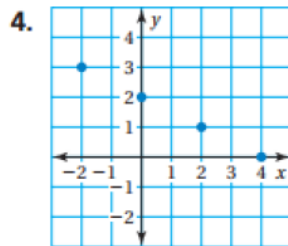
b.

| Input | Output |
|--------|--------|
| red | rose |
| blue | sky |
| yellow | sun |
| blue | ocean |

c.

| Input | Output |
|-------|--------|
| A | a |
| B | b |
| C | c |
| D | d |

State the domain, range, and whether or not the representation is a function.



Domain:

Range:

Function?

Use the Vertical Line Test to determine if each graph is a function or not.

