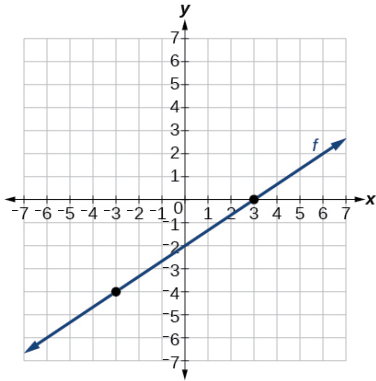


Finding Domain, Range, x-intercepts, and Intervals of Positive/Negative of Graphs of Functions

Directions: For each graph of a function, state the domain, range, the x-intercepts, and the intervals on which the function is positive or negative.

1.



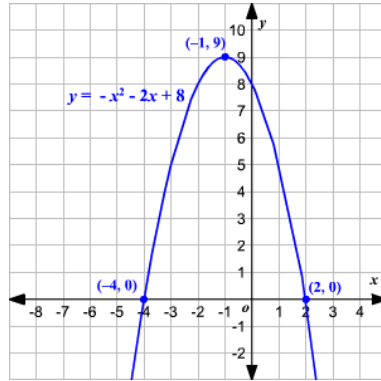
Max or Min (if any):

Intervals –

Increasing: _____

Decreasing: _____

2.



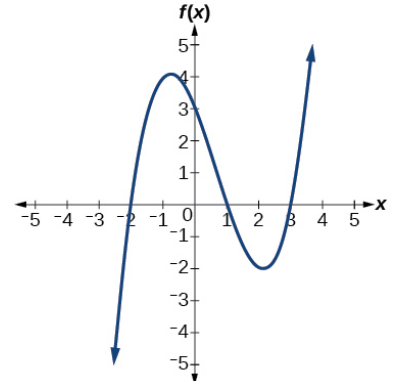
Max or Min (if any):

Intervals –

Increasing: _____

Decreasing: _____

3.



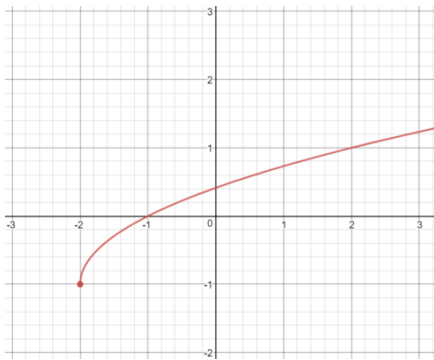
Max or Min (if any):

Intervals –

Increasing: _____

Decreasing: _____

4.



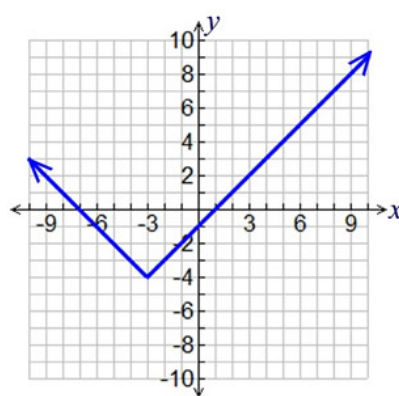
Max or Min (if any):

Intervals –

Increasing: _____

Decreasing: _____

5.



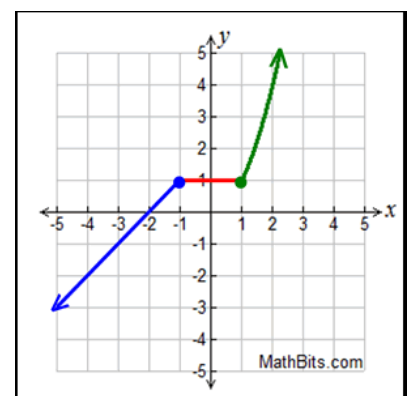
Max or Min (if any):

Intervals –

Increasing: _____

Decreasing: _____

6.



Max or Min (if any):

Intervals –

Increasing: _____

Decreasing: _____