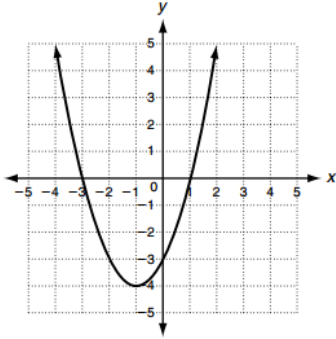
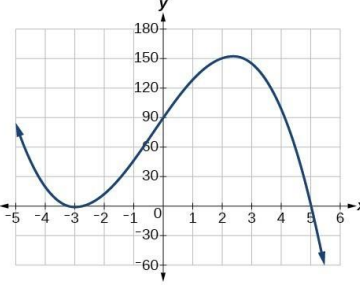
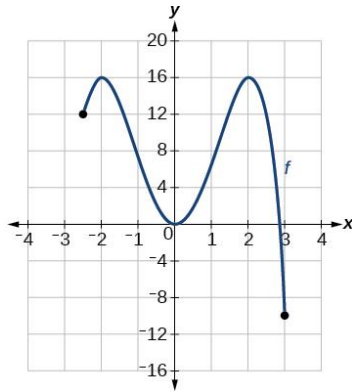
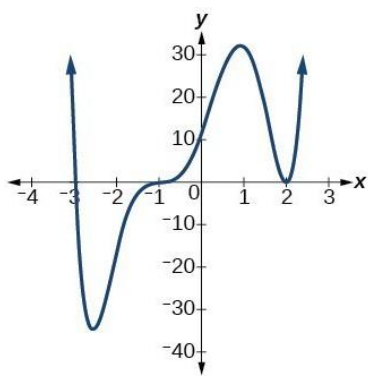


## Worksheet on Characteristics of Graphs

For each function below, state the domain and range, name the intervals where the function is increasing and decreasing, where the function is positive and negative, and describe the end behavior. Approximate the value when you have to.

<p>1.</p>  <p style="margin-left: 100px;">Domain: _____</p> <p style="margin-left: 100px;">Range: _____</p> <p>Increasing: _____</p> <p>Decreasing: _____</p> <p>Positive: _____</p> <p>Negative: _____</p> <p>End Behavior: _____</p>	<p>2.</p>  <p style="margin-left: 100px;">Domain: _____</p> <p style="margin-left: 100px;">Range: _____</p> <p>Increasing: _____</p> <p>Decreasing: _____</p> <p>Positive: _____</p> <p>Negative: _____</p> <p>End Behavior: _____</p>
<p>3.</p>  <p style="margin-left: 100px;">Domain: _____</p> <p style="margin-left: 100px;">Range: _____</p> <p>Increasing: _____</p> <p>Decreasing: _____</p> <p>Positive: _____</p> <p>Negative: _____</p> <p>End Behavior: _____</p>	<p>4.</p>  <p style="margin-left: 100px;">Domain: _____</p> <p style="margin-left: 100px;">Range: _____</p> <p>Increasing: _____</p> <p>Decreasing: _____</p> <p>Positive: _____</p> <p>Negative: _____</p> <p>End Behavior: _____</p>